

ColoradoSharp.com Survey

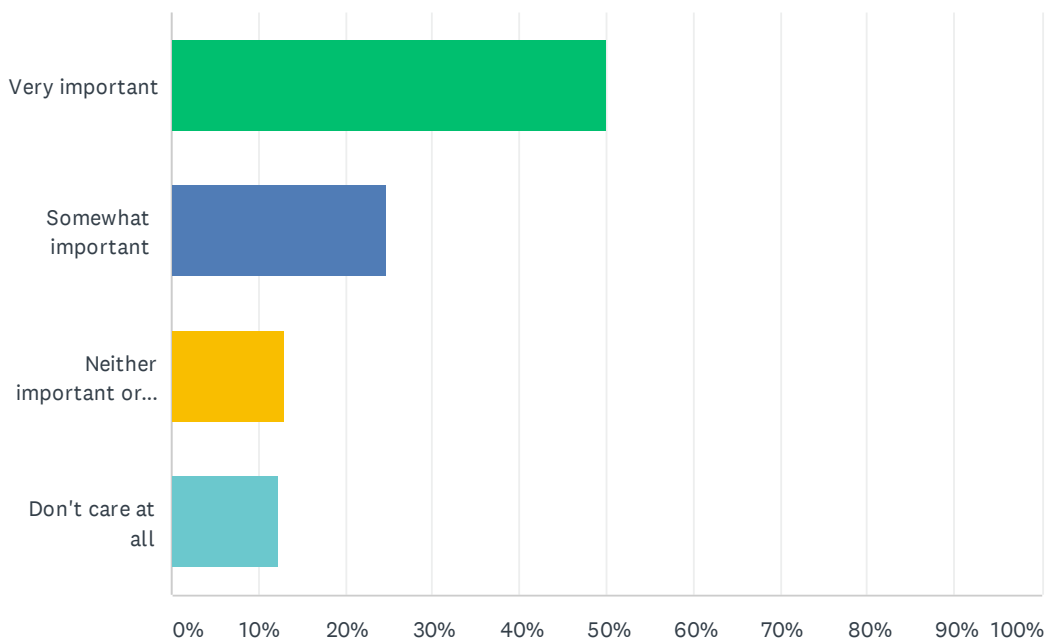
How Do Consumers Feel About Colorado Casinos Reopening?



Survey conducted May 21 - 23, 2020. Respondents (n=139) were visitors to ColoradoSharp.com seeking information about casino re-openings in Colorado. 96% of respondents (n=134) identified Colorado as their state of residence. Respondents were not offered any incentive to complete the survey. Basic demographic information is available at the conclusion of the survey report.

Q1 When Colorado casinos reopen, how important is it to you that casinos follow safety measures like enforcing social distancing and employees wearing masks?

Answered: 138 Skipped: 1

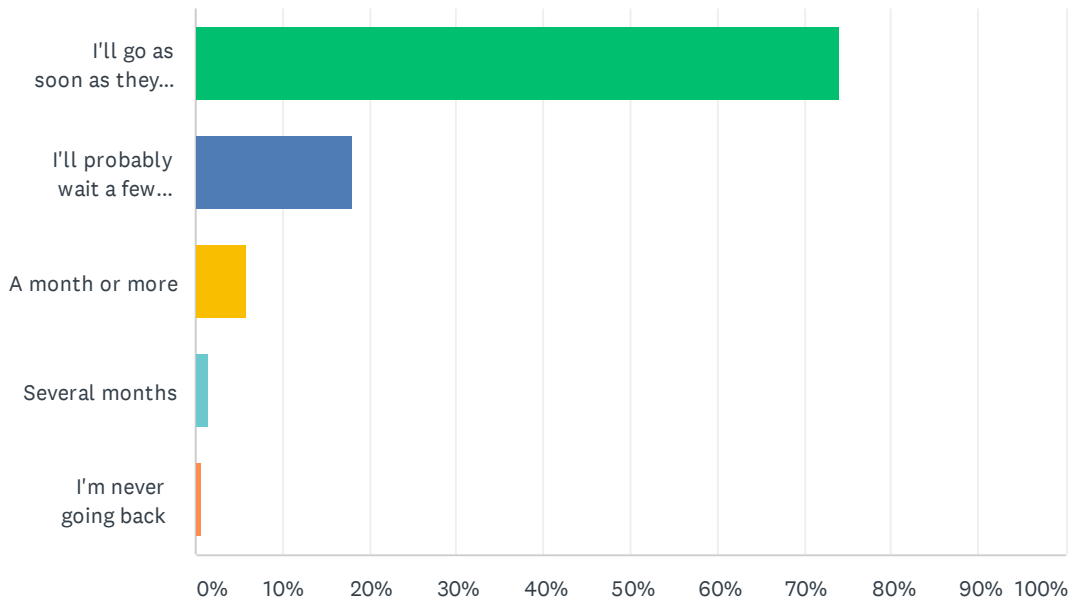


ANSWER CHOICES	RESPONSES	
Very important	50.00%	69
Somewhat important	24.64%	34
Neither important or unimportant	13.04%	18
Don't care at all	12.32%	17
TOTAL		138



Q2 When casinos reopen, how long until you'll feel safe visiting them in light of COVID-19?

Answered: 139 Skipped: 0

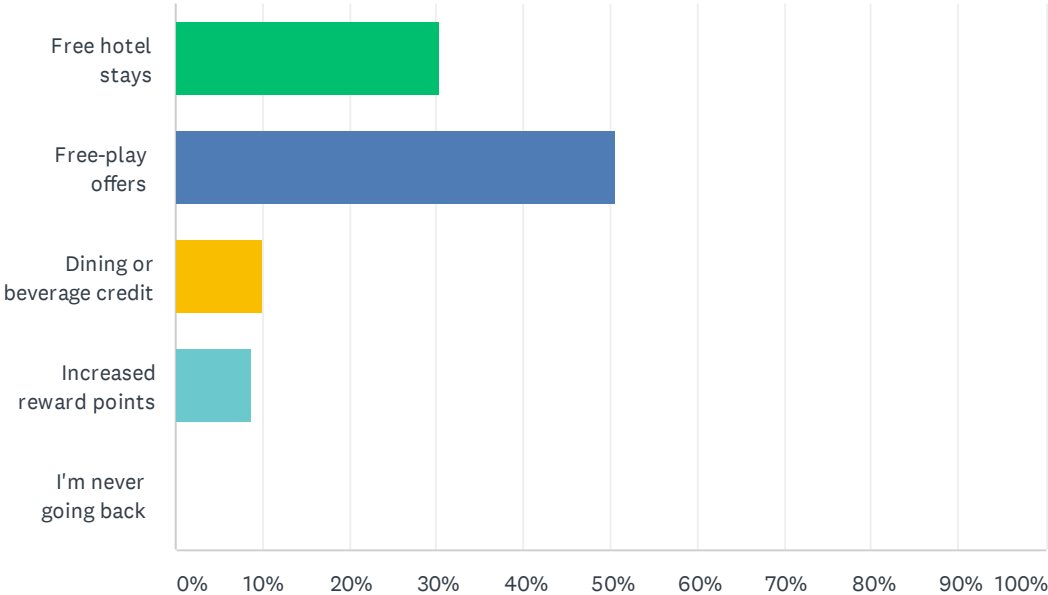


ANSWER CHOICES	RESPONSES	
I'll go as soon as they're open	74.10%	103
I'll probably wait a few weeks	17.99%	25
A month or more	5.76%	8
Several months	1.44%	2
I'm never going back	0.72%	1
TOTAL		139



Q3 What would help convince you to go to a casino again?

Answered: 138 Skipped: 1

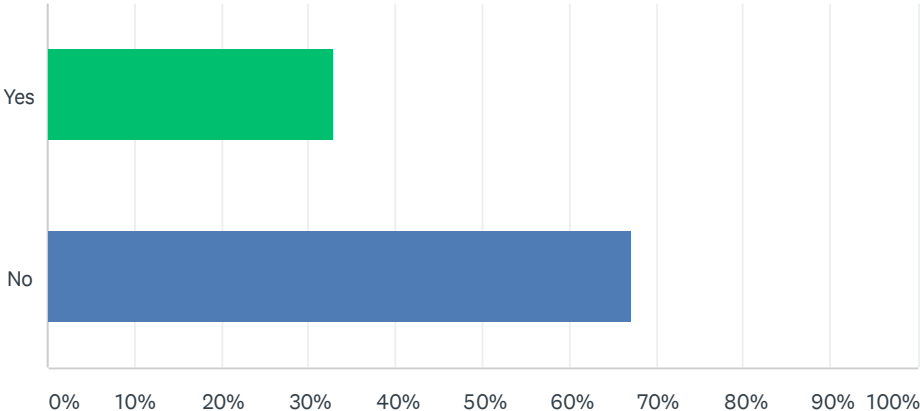


ANSWER CHOICES	RESPONSES	
Free hotel stays	30.43%	42
Free-play offers	50.72%	70
Dining or beverage credit	10.14%	14
Increased reward points	8.70%	12
I'm never going back	0.00%	0
TOTAL		138



Q4 If online casinos were legal in Colorado, would you use them?

Answered: 137 Skipped: 2

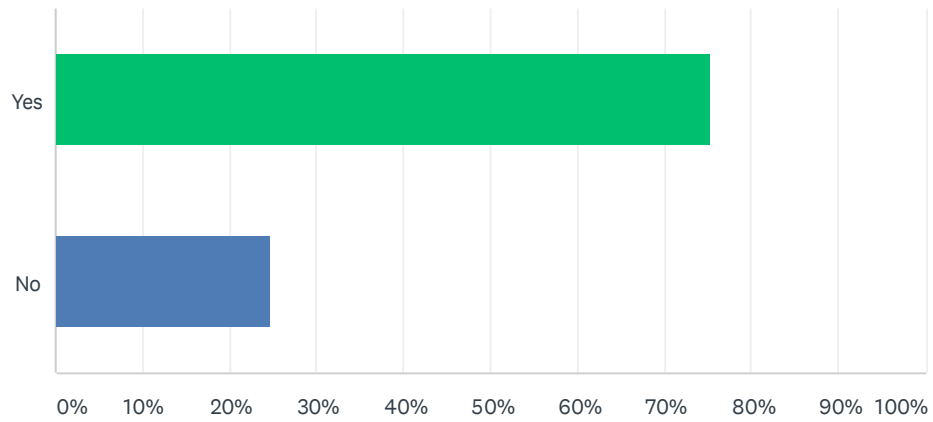


ANSWER CHOICES	RESPONSES	
Yes	32.85%	45
No	67.15%	92
TOTAL		137



Q5 Do you plan on wearing a mask when you return to Colorado casinos to gamble?

Answered: 138 Skipped: 1

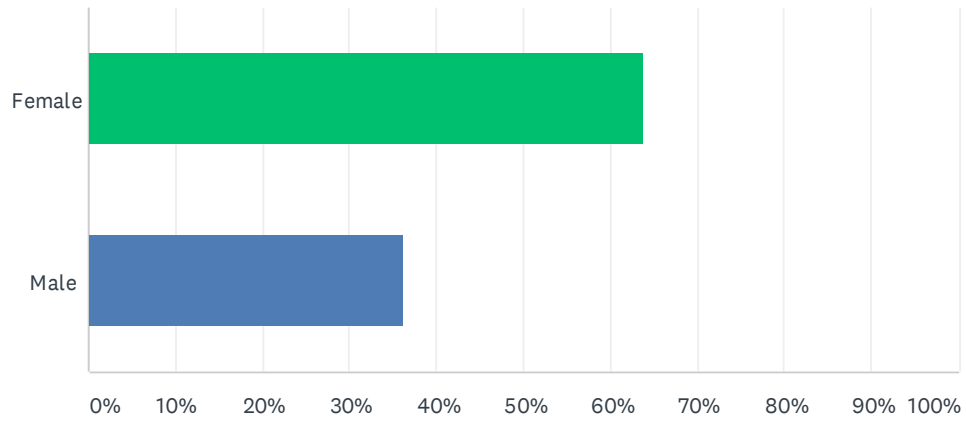


ANSWER CHOICES	RESPONSES	
Yes	75.36%	104
No	24.64%	34
TOTAL		138



Q6 What is your gender?

Answered: 138 Skipped: 1



ANSWER CHOICES	RESPONSES	
Female	63.77%	88
Male	36.23%	50
TOTAL		138



Q7 What is your age?

Answered: 139 Skipped: 0

ANSWER CHOICES	RESPONSES	
18 to 24 (1)	0.00%	0
25 to 34 (2)	2.16%	3
35 to 44 (3)	2.16%	3
45 to 54 (4)	17.27%	24
55 to 64 (5)	43.17%	60
65 to 74 (6)	28.06%	39
75 or older (7)	7.19%	10
TOTAL		139

BASIC STATISTICS				
Minimum	Maximum	Median	Mean	Standard Deviation
2.00	7.00	5.00	5.14	1.00

